



HOW TO PLAY

STEP 1:

Choose one of the items on the square. Then spell the word out loud while opening and closing the fortune teller in alternating directions as you spell each letter.

For example, if you pick bee, spell the three letters B-E-E out loud, and open and close the fortune teller 3 times.


STEP 2:

Now choose one of the numbers on the inside of the fortune teller. Open and close the fortune teller that many times.

STEP 3:

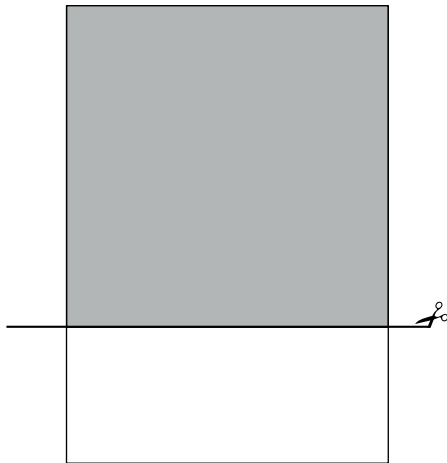
Choose another number. This time, unfold the flap to reveal who you are most like!

What Hey Duggee character did you get?



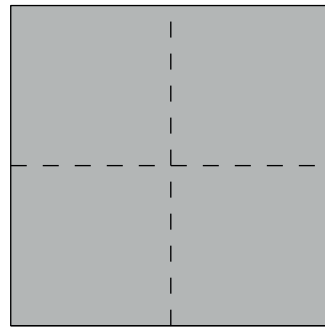
HOW TO MAKE YOUR FORTUNE TELLER

1.



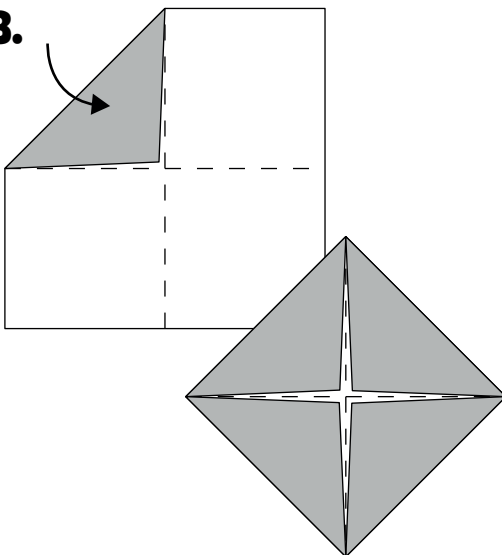
Cut along the solid line.

2.



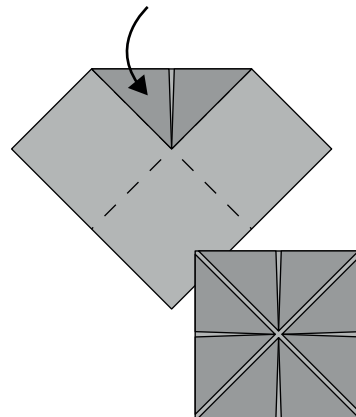
Create some creases by folding your square in half, unfolding it and repeating.

3.



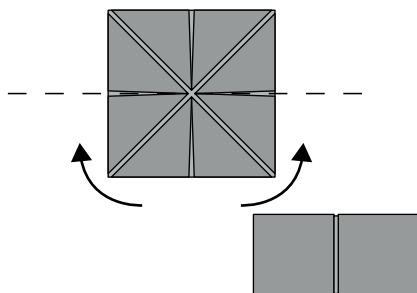
Flip the paper. With the blank side facing up, fold each corner to the center.

4.



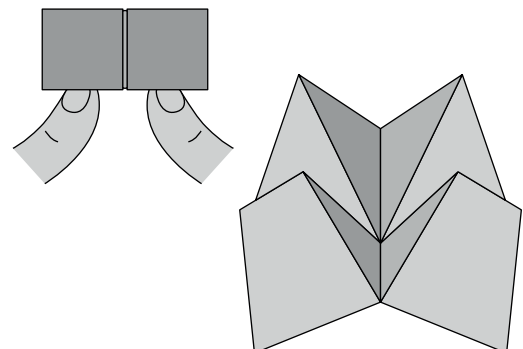
Turn over and fold each corner to the centre again

5.



Fold the square in half to create a rectangle.

6.



Insert fingers & play!